


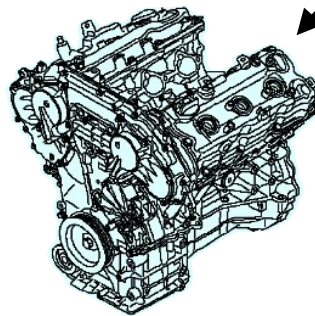
Connection diagram

Oil temperature gauge for 350Z.




Power cable
1 meter

Sensor cable
5 meters




Temperature sensor 1/8 NPT

Connected to the engine (sandwich plate or oil pane).



Door mirror switch connector



D6





12V Ignition
switch ACC
or ON

Ground

7	6		5	4
	3		2	1

D6





Make a hole in the pipe for the cables to pass through.



Connect the cables to the electronic board, passing through the bottom of the air vent.



Replace the air vent, taking care to position it correctly.